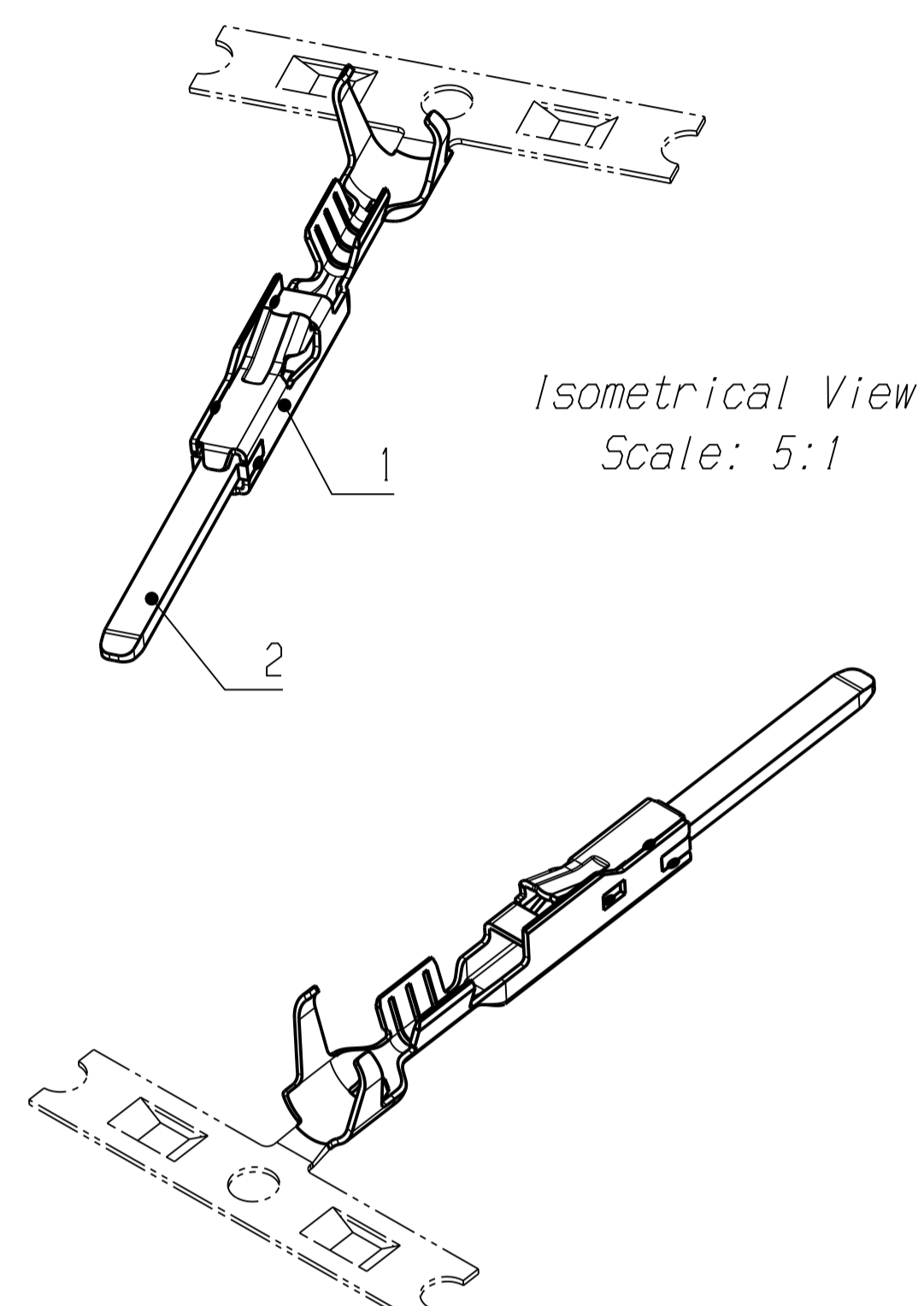


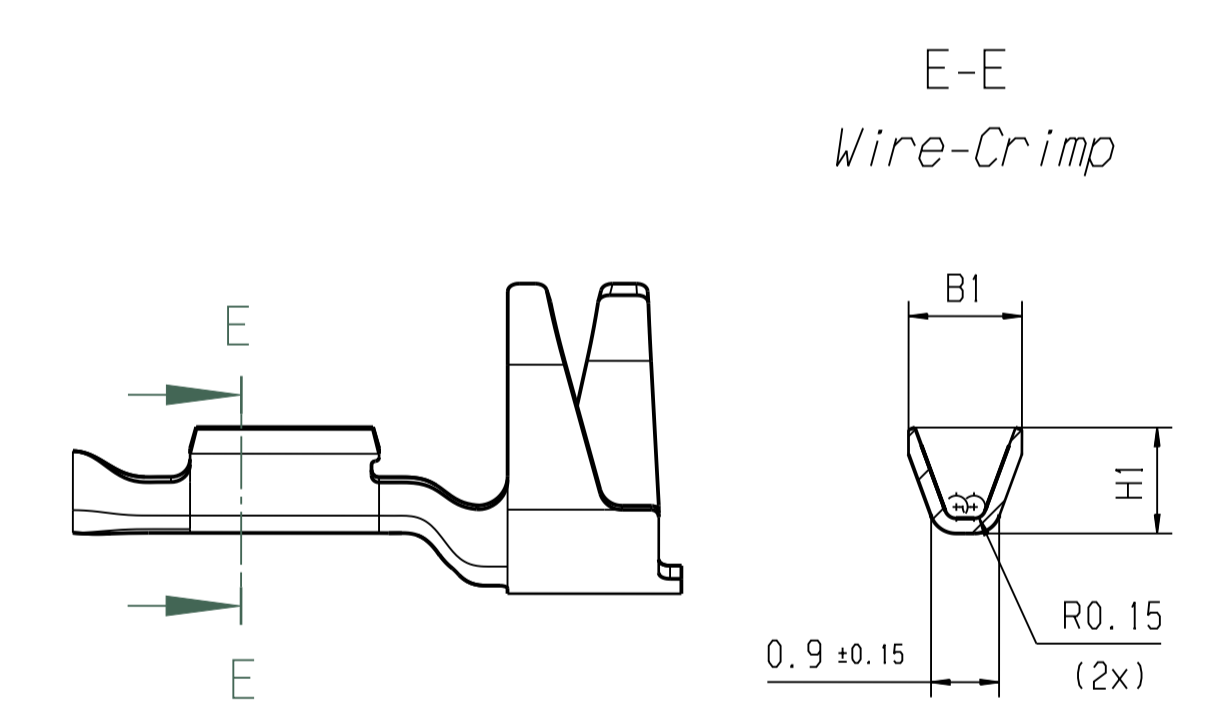
REV.	ZONE	DESCRIPTION	CS/REL. NO.	DATE	DESIGNED	CHECKED
1		First Release		2020/07/07	Wethes	Klawinski
2		updated drawing to actual status		2024/04/10	Theoien	Weger
3		updated drawing to actual status		2024/07/09	Theoien	Weger
4		updated drawing to actual status		2025/09/18	Theoien	



Dargestellter Leitungsquerschnitt: 0.13mm² - 0.22mm²
shown wire size: 0.13mm² - 0.22mm²

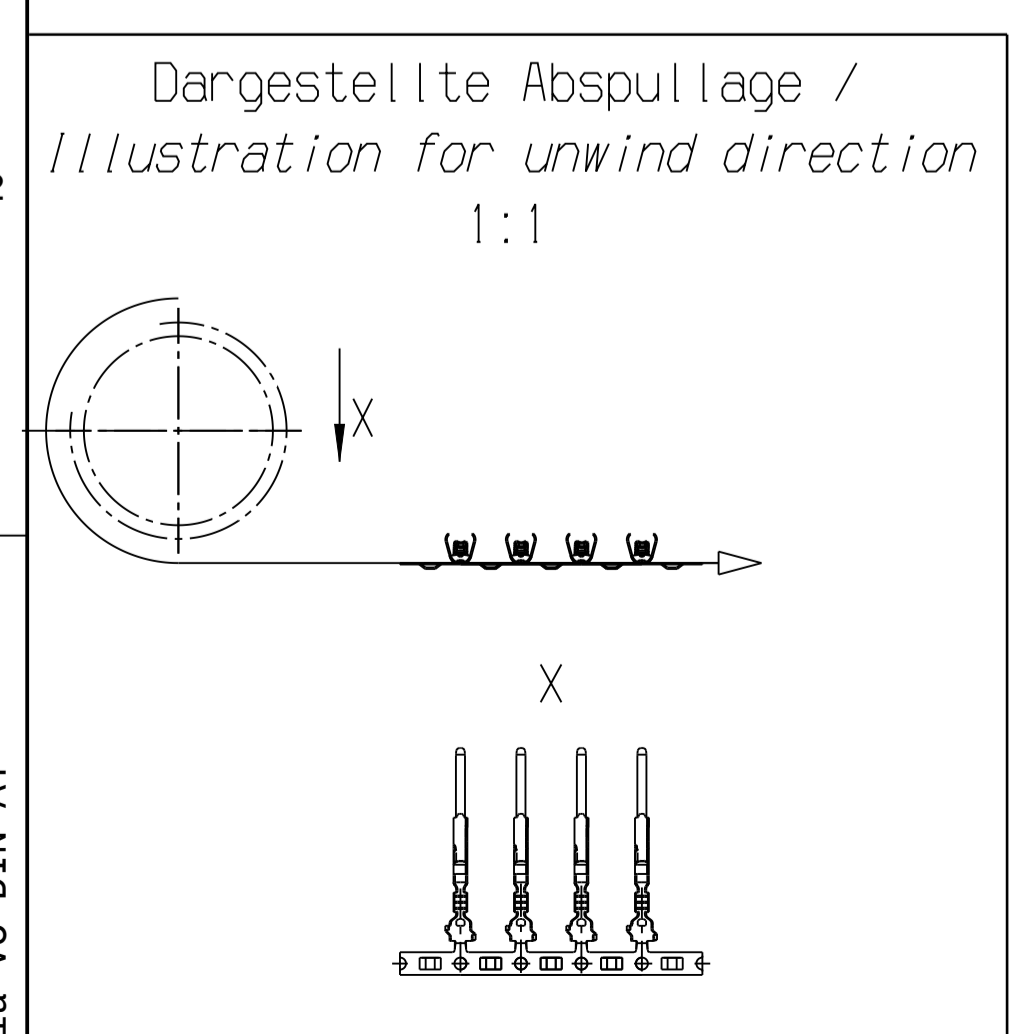
Form A fuer Einzelleitungsdichtung / for single wire seal

fehlende Maße siehe Form B
missing dimensions see Form B



Bemerkungen / Comments	
Einzelheiten der Ausfuehrung bleiben dem Hersteller ueberlassen Details of design are left on manufacturer	
Entriegelungswerkzeug-Nr.: 50000.017.550 Extraction tool no.: ...	
Materialdicke: Basic Part (t=0.2) Material thickness: Basic Part ...	
Kontaktbereich frei von Oberflaechenbeschadigungen Contact area without Surface Damages	
<ul style="list-style-type: none"> (Au) TAB vergoldet (nur Kontaktzone) (Au) TAB gold plated (only contact area) (Ag) TAB versilbert (nur Kontaktzone) (Ag) TAB silver plated (only contact area) 	
(X.X) = Informatives Hilfsmasz / informative auxiliary dimensions	
Fuer Silber Beschichtung: Elektrische Leistung wird nicht durch grau- oder schwarzanlauf auf der Silber Oberflaeche beeintraechtigt. Grau- oder schwarzanlauf auf der Silber Oberflaeche zulassig. For silver plating: electrical performance is not affected by grey or black tarnish on the silver plating surface. Grey or black tarnish on silver surface permitted.	

Wire size range [mm ²]	LEAR SEM Part Number	LEAR CS Part Number	Material	Surface	Material	surface contact area	H1±0.2	B1±0.2	ØD1±0.2	Form	H2±0.2	B2±0.2	ØD2±0.2	L1±0.2	L2±0.2	L3±0.2	J±0.2	L±0.5	L gesamt ^{+0.5} [Total Length]	Gewicht weight (g)
1-1.5	E27339000	29121 000 003	CuNiSi	Sn	CuNiSi	(Au) 2	2.9	2.5	1.4	B	4.1	4.0	2.6	3.0	2.0	6.8	0.8	16.8	26	0.275
	(Ag) 1																			
	Sn																			
0.5-0.75	E27339300	29122 000 003	CuNiSi	Sn	CuNiSi	(Au) 2	2.2	2.0	1.0	B	4.1	4.0	2.6	2.6	2.0	6.4	0.8	16.3	25.5	0.264
	(Ag) 1																			
	Sn																			
0.35	E27339700	29123 000 003	CuNiSi	Sn	CuNiSi	(Au) 2	1.9	1.8	0.8	B	4.1	4.0	2.6	2.6	2.0	6.4	0.8	16.3	25.5	0.261
	(Ag) 1																			
	Sn																			
0.13-0.22	E27340000	29124 000 003	CuNiSi	Sn	CuNiSi	(Au) 2	1.4	1.5	-	A	4.1	4.0	2.6	2.5	2.0	6.2	0.8	16.3	25.5	0.254
	(Ag) 1																			
	Sn																			



TOLERANCING ISO 2768 - mK		THE ENGLISH TRANSLATION IS BELIEVED TO BE ACCURATE. IN CASE OF DISCREPANCIES THE GERMAN VERSION SHALL GOVERN.		CS Drawing Number 20767	
ANGLE PROJECTION EU	MATERIAL: FINISH / SURFACE: COLOR:	see table see table ---	WEIGHT CAD: [g]	VOLUME CAD: [mm ³]	
SCALE: 10:1	START DATE: 2020/28/04				
DRAWN: TMAT	TITLE miscellaneous / cross carline MAS 1.2 - Plus for single wire sealing system				
APPROVERS:	DRW FILE NAME: 20767-..._CG-0_00104 LAST UPDATE: 2025/09/18 SEM DOCUMENT ID / DRAWING NUMBER: D00539152 - 4 REV.: 4 SHEET OF: 1 TYPE: CG				
CONFIDENTIAL - THIS DRAWING AND ALL INFORMATION DISCLOSED HEREIN ARE OWNED BY LEAR CORPORATION AND ARE NOT TO BE DISTRIBUTED OR DISSEMINATED IN ANY MANNER UNLESS EXPRESSLY AUTHORIZED IN WRITING BY LEAR CORPORATION.					

Official current version only in LEAR SEM
In printed form no update information service.
Catia V5 DIN A1